
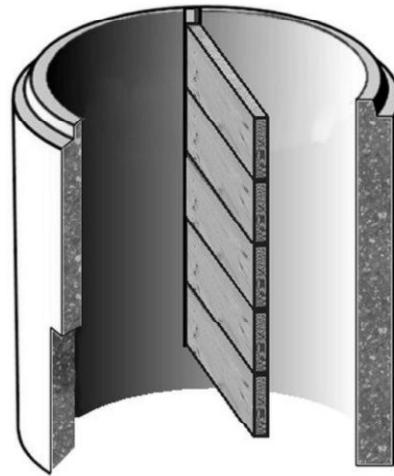


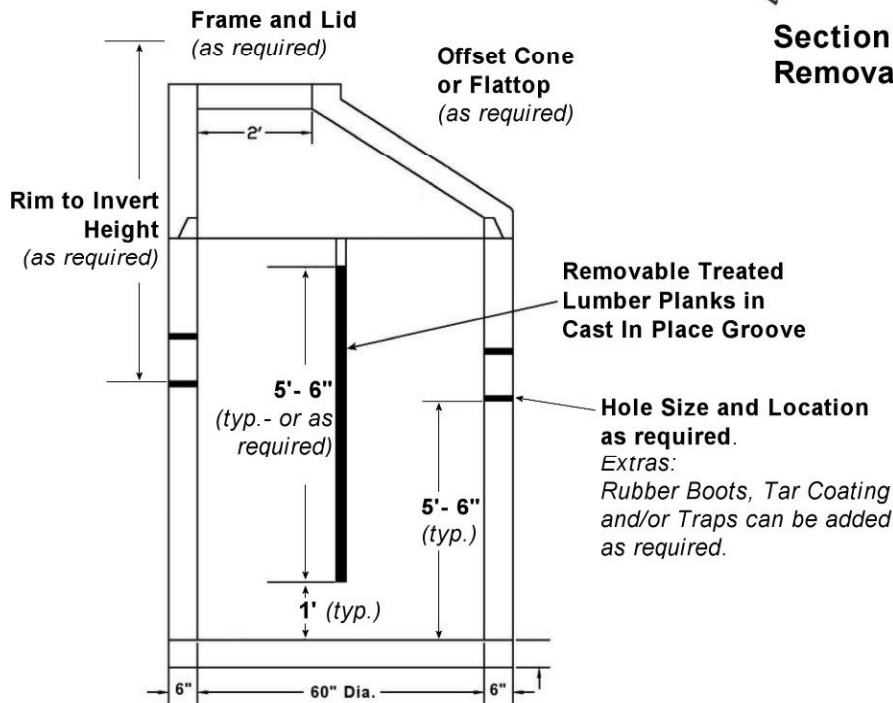
60" Diameter Grease Basin with Treated Planks



Detail Showing Plank Groove



Section View Showing Removable Planks



-No Scale-
All dimensions subject to allowable specification tolerances.

Materials

CONCRETE: 4,500 PSI
(State of IL Specification)

WALL REINFORCING:
per ASTM C-478 Standard.

BOTTOM SLAB REINFORCING
#4 @ 12" O.C.E.W.

Unit Weights		
Wt./ Vert. Ft.	1308	lbs.
Base Bottom	2150	lbs.
Wall Thickness	6	in.

WALLS TO MEET/EXCEED

ASTM C-478

THE MINIMUM STRENGTH OF THE CONCRETE IN THE BASE AND RISER SECTIONS SHALL BE 4000 P.S.I. AFTER 28 DAYS. THE MINIMUM WALL THICKNESS SHALL BE ONE-TWELTH OF THE INTERNAL DIAMETER OF THE RISER. THE CIRCUMFERENTIAL REINFORCEMENT IN BASE SECTIONS AND RISERS MAY CONSIST OF EITHER ONE OR TWO LINES OF STEEL. THE TOTAL AREA OF STEEL PER VERTICAL FOOT SHALL BE NOT LESS THAN .0025 TIMES THE INSIDE DIAMETER IN INCHES. BASE SLABS OR FLOORS SHALL BE REINFORCED WITH A LAYER OF STEEL WITH A MINIMUM AREA OF 0.12 in. SQUARED / LINEAR FOOT IN BOTH DIRECTIONS.

TITLE

60" Diameter Grease Basin with Treated Planks

VOLLMAR
CLAY PRODUCTS COMPANY
1-773-774-1234